

Brown County Elections
Brenda Arp, Election Administrator

Date NOVEMBER 5TH, 2024

Brown County Commissioners Court

RE: Canvass Report for the November General Election 2024

Enclosed, please find the Cumulative Precinct and Canvass Report for the November 5th, 2024.

Election- **General Election 16,940**

16,937

Of the 25,503 Registered voters in the County 16,940 voters voted on the November 5th, 2024.

Election had a turnout of 66.0 % of all registered voters

Absentee Ballots Mailed/FPCA	743
Absentee Ballots Received	628
Absentee Ballots Counted	631 3 came in the mail next day.
Early Voting	11794 + 1 omissions
Provisional Ballots Received	1
Provisional Ballots Counted	0
Limited Ballots	109
Election Day	4409
Provisional Ballots Received	1
Provisional Ballots Counted	1
TOTAL:	16940 Final Count
-44 ABBM Still out/-33 Cancelled /- 2 Deceased	

If you have any question, please let me know

Kind Regards

Brenda Arp
Brown County Elections Administrator

Enclosures

November 5th, 2024 GENERAL ELECTION

CANVAS RELEASE NOVEMBER 13TH, 2024

Brown County Commissioners Court

PRINT NAME

Joel Kelton

PRINT NAME

SIGNATURE




SIGNATURE

PRINT NAME

Wayne Shaw

PRINT NAME

SIGNATURE



SIGNATURE

PRINT NAME

Larry Trawick


PRINT NAME

SIGNATURE



SIGNATURE

BROWN COUNTY ELECTION ADMINISTRATOR



Cumulative Results Report

2024 November 5th General Election

Run Time: 3:20 PM
Run Date: 11/12/2024

BROWN COUNTY, TEXAS

GENERAL ELECTION

11/5/2024

Page 1

Official Results

Registered Voters
16940 of 0 = 0.00%

Precincts Reporting
18 of 18 = 100.00%

President and Vice President

Choice	Party	Absentee Voting		Early Voting		Election Day Voting		Total	
Donald J. Trump JD Vance	REP	554	76.20%	10,333	87.97%	3,706	84.61%	14,593	86.59%
Kamala D. Harris Tim Walz	DEM	168	23.11%	1,342	11.43%	622	14.20%	2,132	12.65%
Chase Oliver Mike ter Maat	LIB	4	0.55%	42	0.36%	34	0.78%	80	0.47%
Jill Stein Rudolph Ware	GRN	1	0.14%	29	0.25%	18	0.41%	48	0.28%
CHERUNDA FOX/HARLAN MCVAY (W)		0	0.00%	0	0.00%	0	0.00%	0	0.00%
CLAUDIA DE LA CRUZ/KARINA GARCIA (W)		0	0.00%	0	0.00%	0	0.00%	0	0.00%
CORNEL WEST/MELINA ABDULLAH (W)		0	0.00%	0	0.00%	0	0.00%	0	0.00%
JESSIE CUELLAR/WESLEY LASLEY (W)		0	0.00%	0	0.00%	0	0.00%	0	0.00%
PETER SONSKI/LAUREN ONAK (W)		0	0.00%	0	0.00%	0	0.00%	0	0.00%
SHIVA AYYADURAI/CRYSTAL ELLIS (W)		0	0.00%	0	0.00%	0	0.00%	0	0.00%
Cast Votes:		727	100.00%	11,746	100.00%	4,380	100.00%	16,853	100.00%
Undervotes:		7		42		29		78	
Overvotes:		9		0		0		9	

United States Senator

Choice	Party	Absentee Voting		Early Voting		Election Day Voting		Total	
Ted Cruz	REP	542	74.45%	10,047	85.87%	3,519	80.86%	14,108	84.08%
Colin Allred	DEM	174	23.90%	1,473	12.59%	712	16.36%	2,359	14.06%
Ted Brown	LIB	12	1.65%	180	1.54%	121	2.78%	313	1.87%
ANALISA ROCHE (W)		0	0.00%	0	0.00%	0	0.00%	0	0.00%
TRACY ANDRUS (W)		0	0.00%	0	0.00%	0	0.00%	0	0.00%
Cast Votes:		728	100.00%	11,700	100.00%	4,352	100.00%	16,780	100.00%
Undervotes:		12		88		57		157	
Overvotes:		3		0		0		3	

United States Representative, District 11



Choice	Party	Absentee Voting		Early Voting		Election Day Voting		Total	
August Pfluger	REP	500	100.00%	10,641	100.00%	3,906	100.00%	15,047	100.00%
Cast Votes:		500	100.00%	10,641	100.00%	3,906	100.00%	15,047	100.00%
Undervotes:		243		1,147		503		1,893	
Overvotes:		0		0		0		0	

BROWN COUNTY, TEXAS

GENERAL ELECTION

11/5/2024

Page 2



Railroad Commissioner

Choice	Party	Absentee Voting		Early Voting		Election Day Voting		Total	
Christi Craddick	REP	493	75.15%	9,919	86.77%	3,505	83.27%	13,917	85.40%
Katherine Culbert	DEM	148	22.56%	1,143	10.00%	475	11.29%	1,766	10.84%
Hawk Dunlap	LIB	9	1.37%	248	2.17%	151	3.59%	408	2.50%
Eddie Espinoza	GRN	6	0.91%	121	1.06%	78	1.85%	205	1.26%
RICHARD MCKIBBIN (W)		0	0.00%	0	0.00%	0	0.00%	0	0.00%
Cast Votes:		656	100.00%	11,431	100.00%	4,209	100.00%	16,296	100.00%
Undervotes:		82		357		200		639	
Overvotes:		5		0		0		5	

Justice, Supreme Court, Place 2

Choice	Party	Absentee Voting		Early Voting		Election Day Voting		Total	
Jimmy Blacklock	REP	471	75.72%	10,221	89.22%	3,642	86.41%	14,334	87.98%
DaSean Jones	DEM	151	24.28%	1,235	10.78%	573	13.59%	1,959	12.02%
Cast Votes:		622	100.00%	11,456	100.00%	4,215	100.00%	16,293	100.00%
Undervotes:		121		332		194		647	
Overvotes:		0		0		0		0	

Justice, Supreme Court, Place 4

Choice	Party	Absentee Voting		Early Voting		Election Day Voting		Total	
John Devine	REP	454	73.34%	10,159	88.86%	3,605	85.61%	14,218	87.43%
Christine Vinh Weems	DEM	165	26.66%	1,273	11.14%	606	14.39%	2,044	12.57%
Cast Votes:		619	100.00%	11,432	100.00%	4,211	100.00%	16,262	100.00%
Undervotes:		124		356		198		678	
Overvotes:		0		0		0		0	

Justice, Supreme Court, Place 6

Choice	Party	Absentee Voting		Early Voting		Election Day Voting		Total	
Jane Bland	REP	460	73.84%	10,017	87.44%	3,532	83.90%	14,009	86.00%
Bonnie Lee Goldstein	DEM	153	24.56%	1,199	10.47%	529	12.57%	1,881	11.55%
J. David Roberson	LIB	10	1.61%	240	2.09%	149	3.54%	399	2.45%
Cast Votes:		623	100.00%	11,456	100.00%	4,210	100.00%	16,289	100.00%
Undervotes:		120		332		199		651	
Overvotes:		0		0		0		0	

BROWN COUNTY, TEXAS

GENERAL ELECTION

11/5/2024

Page 3

Cumulative Results Report

2024 November 5th General Election

Run Time: 3:20 PM
Run Date: 11/12/2024

Official Results

Registered Voters
16940 of 0 = 0.00%

Precincts Reporting
18 of 18 = 100.00%

Presiding Judge, Court of Criminal Appeals

Choice	Party	Absentee Voting		Early Voting		Election Day Voting		Total	
David J. Schenck	REP	458	74.47%	10,179	88.90%	3,623	86.12%	14,260	87.64%
Holly Taylor	DEM	157	25.53%	1,271	11.10%	584	13.88%	2,012	12.36%
Cast Votes:		615	100.00%	11,450	100.00%	4,207	100.00%	16,272	100.00%
Undervotes:		128		338		202		668	
Overvotes:		0		0		0		0	

Judge, Court of Criminal Appeals, Place 7

Choice	Party	Absentee Voting		Early Voting		Election Day Voting		Total	
Gina Parker	REP	463	75.04%	10,174	89.14%	3,631	86.53%	14,268	87.93%
Nancy Mulder	DEM	154	24.96%	1,239	10.86%	565	13.47%	1,958	12.07%
Cast Votes:		617	100.00%	11,413	100.00%	4,196	100.00%	16,226	100.00%
Undervotes:		126		375		213		714	
Overvotes:		0		0		0		0	

Judge, Court of Criminal Appeals, Place 8

Choice	Party	Absentee Voting		Early Voting		Election Day Voting		Total	
Lee Finley	REP	463	74.92%	10,207	89.61%	3,649	87.15%	14,319	88.42%
Chika Anyiam	DEM	155	25.08%	1,183	10.39%	538	12.85%	1,876	11.58%
Cast Votes:		618	100.00%	11,390	100.00%	4,187	100.00%	16,195	100.00%
Undervotes:		125		398		222		745	
Overvotes:		0		0		0		0	

Member, State Board of Education, District 15

Choice	Party	Absentee Voting		Early Voting		Election Day Voting		Total	
Aaron Kinsey	REP	452	72.20%	9,915	86.90%	3,496	82.96%	13,863	85.31%
Morgan Kirkpatrick	DEM	165	26.36%	1,240	10.87%	557	13.22%	1,962	12.07%
Jack B. Westbrook	LIB	9	1.44%	255	2.23%	161	3.82%	425	2.62%
Cast Votes:		626	100.00%	11,410	100.00%	4,214	100.00%	16,250	100.00%
Undervotes:		116		378		195		689	
Overvotes:		1		0		0		1	

2024 November 5th General Election

GENERAL ELECTION

Registered Voters

16940 of 17000 = 99.64%

Precincts Reporting

18 of 18 = 100.00%

Run Time: 3:20 PM

11/5/2024

Run Date: 11/12/2024

Page 4

State Senator, District 10

Choice	Party	Absentee Voting		Early Voting		Election Day Voting		Total	
Phil King	REP	459	73.56%	10,175	89.04%	3,651	86.35%	14,285	87.75%
Andy Morris	DEM	165	26.44%	1,253	10.96%	577	13.65%	1,995	12.25%
Cast Votes:		624	100.00%	11,428	100.00%	4,228	100.00%	16,280	100.00%
Undervotes:		119		360		181		660	
Overvotes:		0		0		0		0	

State Representative, District 68

Choice	Party	Absentee Voting		Early Voting		Election Day Voting		Total	
David Spiller	REP	464	74.24%	10,186	89.14%	3,651	86.33%	14,301	87.84%
Stacey Swann	DEM	161	25.76%	1,241	10.86%	578	13.67%	1,980	12.16%
Cast Votes:		625	100.00%	11,427	100.00%	4,229	100.00%	16,281	100.00%
Undervotes:		116		361		180		657	
Overvotes:		2		0		0		2	

Chief Justice, 11th Court of Appeals District

Choice	Party	Absentee Voting		Early Voting		Election Day Voting		Total	
John Bailey	REP	497	100.00%	10,591	100.00%	3,899	100.00%	14,987	100.00%
Cast Votes:		497	100.00%	10,591	100.00%	3,899	100.00%	14,987	100.00%
Undervotes:		246		1,197		510		1,953	
Overvotes:		0		0		0		0	

District Judge, 35th Judicial District

Choice	Party	Absentee Voting		Early Voting		Election Day Voting		Total	
Mike Smith	REP	503	100.00%	10,614	100.00%	3,912	100.00%	15,029	100.00%
Cast Votes:		503	100.00%	10,614	100.00%	3,912	100.00%	15,029	100.00%
Undervotes:		240		1,174		497		1,911	
Overvotes:		0		0		0		0	

District Attorney, 35th Judicial District

Choice	Party	Absentee Voting		Early Voting		Election Day Voting		Total	
Micheal Murray	REP	491	100.00%	10,479	100.00%	3,857	100.00%	14,827	100.00%
Cast Votes:		491	100.00%	10,479	100.00%	3,857	100.00%	14,827	100.00%
Undervotes:		252		1,309		552		2,113	
Overvotes:		0		0		0		0	

Cumulative Results Report
 2024 November 5th General Election
 Run Time: 3:20 PM
 Run Date: 11/12/2024

BROWN COUNTY, TEXAS

GENERAL ELECTION

11/5/2024

Page 5

Official Results
 Registered Voters
 16940 of 0 = 0.00%
 Precincts Reporting
 18 of 18 = 100.00%

County Attorney

Choice	Party	Absentee Voting		Early Voting		Election Day Voting		Total	
Jennifer Broughton	REP	501	100.00%	10,576	100.00%	3,874	100.00%	14,951	100.00%
	Cast Votes:	501	100.00%	10,576	100.00%	3,874	100.00%	14,951	100.00%
	Undervotes:	242		1,212		535		1,989	
	Overvotes:	0		0		0		0	

Sheriff

Choice	Party	Absentee Voting		Early Voting		Election Day Voting		Total	
Vance Hill	REP	505	100.00%	10,619	100.00%	3,943	100.00%	15,067	100.00%
	Cast Votes:	505	100.00%	10,619	100.00%	3,943	100.00%	15,067	100.00%
	Undervotes:	238		1,169		466		1,873	
	Overvotes:	0		0		0		0	

County Tax Assessor-Collector

Choice	Party	Absentee Voting		Early Voting		Election Day Voting		Total	
Christine Pentecost	REP	506	100.00%	10,645	100.00%	3,916	100.00%	15,067	100.00%
	Cast Votes:	506	100.00%	10,645	100.00%	3,916	100.00%	15,067	100.00%
	Undervotes:	237		1,143		493		1,873	
	Overvotes:	0		0		0		0	

County Commissioner, Precinct 1

Choice	Party	Absentee Voting		Early Voting		Election Day Voting		Total	
Kirk Chastain	REP	133	100.00%	2,943	100.00%	845	100.00%	3,921	100.00%
	Cast Votes:	133	100.00%	2,943	100.00%	845	100.00%	3,921	100.00%
	Undervotes:	47		386		96		529	
	Overvotes:	0		0		0		0	

County Commissioner, Precinct 3

Choice	Party	Absentee Voting		Early Voting		Election Day Voting		Total	
David R. Reid	REP	152	100.00%	2,845	100.00%	1,180	100.00%	4,177	100.00%
	Cast Votes:	152	100.00%	2,845	100.00%	1,180	100.00%	4,177	100.00%
	Undervotes:	74		280		135		489	
	Overvotes:	0		0		0		0	

Cumulative Results Report

BROWN COUNTY, TEXAS

Official Results

2024 November 5th General Election

GENERAL ELECTION

Registered Voters

16940 of 0 = 0.00%

Precincts Reporting

18 of 18 = 100.00%

Run Time: 3:20 PM

11/5/2024

Run Date: 11/12/2024

Page 6

Justice of the Peace, Precinct 1

Choice	Party	Absentee Voting		Early Voting		Election Day Voting		Total	
Mitchell Jacobson	REP	135	100.00%	2,933	100.00%	831	100.00%	3,899	100.00%
Cast Votes:		135	100.00%	2,933	100.00%	831	100.00%	3,899	100.00%
Undervotes:		45		396		110		551	
Overvotes:		0		0		0		0	

Constable, Precinct 2

Choice	Party	Absentee Voting		Early Voting		Election Day Voting		Total	
Troy L. Henderson	REP	98	100.00%	2,100	100.00%	800	100.00%	2,998	100.00%
Cast Votes:		98	100.00%	2,100	100.00%	800	100.00%	2,998	100.00%
Undervotes:		64		277		134		475	
Overvotes:		0		0		0		0	

Constable, Precinct 3

Choice	Party	Absentee Voting		Early Voting		Election Day Voting		Total	
Roy Don Parrack	REP	144	100.00%	2,824	100.00%	1,181	100.00%	4,149	100.00%
Cast Votes:		144	100.00%	2,824	100.00%	1,181	100.00%	4,149	100.00%
Undervotes:		82		301		134		517	
Overvotes:		0		0		0		0	

Constable, Precinct 4

Choice	Party	Absentee Voting		Early Voting		Election Day Voting		Total	
Michael Wayne Isbell	REP	106	100.00%	2,668	100.00%	1,071	100.00%	3,845	100.00%
Cast Votes:		106	100.00%	2,668	100.00%	1,071	100.00%	3,845	100.00%
Undervotes:		69		289		148		506	
Overvotes:		0		0		0		0	

Cumulative Results Report

2024 November 5th General Election

Run Time 3:20 PM
Run Date 11/12/2024

BROWN COUNTY, TEXAS

GENERAL ELECTION

11/5/2024

Page 7

Official Results

Registered Voters

16940 of 10 = 0.00%

Precincts Reporting

18 of 18 = 100.00%

Council Member Unexpired Term - Vote for none, one, two or three

Choice	Party	Absentee Voting		Early Voting		Election Day Voting		Total	
Mark Hanson		3	7.69%	236	18.11%	146	17.80%	385	17.81%
Trey Clevenger		10	25.64%	228	17.50%	161	19.63%	399	18.46%
Josh King		2	5.13%	235	18.04%	128	15.61%	365	16.88%
Allison Vail		9	23.08%	162	12.43%	88	10.73%	259	11.98%
Jeff Phillips		11	28.21%	306	23.48%	214	26.10%	531	24.56%
Johnny Louthan		4	10.26%	136	10.44%	83	10.12%	223	10.31%
Cast Votes:		39	100.00%	1,303	100.00%	820	100.00%	2,162	100.00%
Undervotes:		123		1,232		545		1,900	
Overvotes:		0		0		0		0	

*** End of report ***

Precincts Reporting

2024 November 5th General Election

Run Time: 3:22 PM
Run Date: 11/12/2024

BROWN COUNTY, TEXAS

GENERAL ELECTION

11/5/2024

Page 1 of 1

Official results

Registered Voters:
16940 of 0 = 0.00%

Precincts Reporting:
18 of 18 = 100.00%

Precinct Split Name	Reporting Status	Registered Voters	Total Ballots	Turnout %	Provisionals Included	Provisionals Excluded
101	Reporting	0	1661	0.00%	0	0
105	Reporting	0	1224	0.00%	0	0
109	Reporting	0	279	0.00%	0	0
113	Reporting	0	1286	0.00%	0	0
202	Reporting	0	778	0.00%	0	0
204	Reporting	0	1090	0.00%	0	0
212 - MISD	Reporting	0	674	0.00%	0	0
214 - MISD	Reporting	0	680	0.00%	0	0
215	Reporting	0	251	0.00%	0	0
303	Reporting	0	683	0.00%	0	0
306	Reporting	0	1395	0.00%	0	0
307	Reporting	0	594	0.00%	0	0
308	Reporting	0	473	0.00%	0	0
316	Reporting	0	177	0.00%	0	0
318	Reporting	0	1344	0.00%	0	0
410	Reporting	0	1944	0.00%	0	0
411	Reporting	0	779	0.00%	0	0
417	Reporting	0	1628	0.00%	0	0

Precinct Splits Reporting: 18
Precinct Splits Not Reporting: 0
Total Ballots: 16940

Brenda Arp

From: Nick Heupel <nick.heupel@mayisd.org>
Sent: Monday, November 18, 2024 2:23 PM
To: Brenda Arp
Subject: May ISD Canvass

Brenda,

May ISD canvassed votes this morning in a special called meeting.

Below are the numbers



11-05-2024 Election Results ☆ 📄 ☁
File Edit View Insert Format Data Tools Extensions Help

Q Menus ⏪ ⏩ 🖨 📄 100% ▾ | \$ % .0+ .00 123 | Defaul... ▾

	A	B	C	D	E	F	G	H
1	Candidate	County	Absentee Voting	Early Voting	Election Day Voting	Subtotal	Total Votes	
2	Mark Hanson	Comanche	0	5	2	7		
3		Brown	3	236	146	385	392	
4								
5	Trey Clevenger	Comanche	0	7	2	9		
6		Brown	10	228	161	399	408	
7								
8	Josh King	Comanche	0	11	1	12		
9		Brown	2	235	128	365	377	
10								
11	Allison Vail	Comanche	0	1	2	3		
12		Brown	9	162	88	259	262	
13								
14	Jeff Phillips	Comanche	0	11	5	16		
15		Brown	11	306	214	531	547	
16								
17	Johnny Louthar	Comanche	0	4	1	5		
18		Brown	4	136	83	223	228	
19								
20								

Nick Heupel
May ISD Superintendent
Office: 254-259-2091
Fax: 254-259-3514

Brown County Voter Registration Figures

YEAR	Reg Voters	Voted	Voted %	Early Vote	EV %
1988	17,621	11,606	65.86%	2,844	24.50%
1990	16,788	9,010	53.67%	2,354	26.13%
1992	17,815	12,607	70.77%	3,960	31.41%
1994	17,538	9,338	53.24%	2,449	26.23%
1996	21,280	11,787	55.39%	3,544	30.07%
1998	22,302	8,858	39.72%	2,421	27.33%
2000	23,759	12,920	54.38%	4,686	36.27%
2002	22,927	9,065	39.54%	3,091	34.10%
2004	25,703	14,253	55.45%	6,844	48.02%
2006	24,685	8,871	35.94%	3,451	38.90%
2008	24,884	15,015	60.34%	9,178	36.88%
2010	23,032	9,425	40.92%	4,237	18.40%
2012	22,565	13,944	61.79%	8,713	38.61%
2014	22,744	8,191	36.01%	3,860	16.97%
2016	23,424	14,018	59.84%	9,986	42.63%
2018	22,749	12,365	54%	7,311	32%
2020	23,954	15,940 ✓	66.54%	12,544	52.37%
2022	24,674	12,285	49.79%	7,548	30.59%
2024	25,503	16,940	66%	44,09	48%